

Provincial Attestation Letters – International Students



How to receive your provincial attestation letters: updates on international student study permits

On January 22, 2024, the Government of Canada announced a cap on international student permit applications for provinces and territories.

International students who want to study at a designated learning institution in Nova Scotia may require a provincial attestation letter from the province. Attestation letters must be submitted to the Government of Canada’s Immigration, Refugees and Citizenship Canada (IRCC) department with study permit applications.



What is a provincial attestation letter?

A provincial attestation letter confirms the international student has a space under the provincial allocation within the national cap.



Who needs a provincial attestation letter?

Students should visit IRCC’s [website](#) to determine whether they need a provincial attestation letter and work with their designated learning institution.



Is there a fee for a provincial attestation letter?

There is no fee in Nova Scotia to obtain a provincial attestation letter. A designated learning institution may require a tuition deposit when a student accepts their offer of acceptance and prior to requesting an attestation letter.



How long will it take to get my provincial attestation letter?

After a student has provided consent to a designated learning institution, the institution will submit a request for a provincial attestation letter. When an institution submits the student's information, a provincial attestation letter will be generated if the designated learning institution is within their allocation and the information provided on the student's behalf is complete.

The timeline depends on how quickly a designated learning institution applies for a provincial attestation letter and how long it takes them to send the provincial attestation letter to the student once they receive it from the Province.



Can I request multiple provincial attestation letters when applying at multiple designated learning institutions?

Nova Scotia will only issue one provincial attestation letter to a student.



What if my provincial attestation letter expires?

If a provincial attestation letter expires before the student submits their study permit application to IRCC, the student must request another provincial attestation letter from the designated learning institution. There may be a delay in issuing another provincial attestation letter as the Province will need to confirm with IRCC that the provincial attestation letter was not received as part of a study permit application.








If a student submitted their study permit application to IRCC with an expired provincial attestation letter, IRCC will return the application to the student.



When can I apply for my study permit?

Please refer to the Government of Canada website on the documents you will need to apply for a study permit: <https://www.canada.ca/en/immigration-refugees-citizenship/services/study-canada/study-permit/get-documents.html>

What are the steps to obtaining a provincial attestation letter?

<p>Step 1</p> 	<p>The student applies to a designated learning institution for admission.</p>
<p>Step 2</p> 	<p>The designated learning institution receives, reviews, and approves the student's application. If the student's application is accepted, they will receive a letter of acceptance.</p>
<p>Step 3</p> 	<p>The student can accept their offer with the designated learning institution and may be required to pay a deposit. The student provides consent to the institution to request a provincial attestation letter on their behalf. This includes providing consent to collect, use and disclose the student's personal information to the Province.</p>
<p>Step 4</p> 	<p>The designated learning institution requests a provincial attestation letter from the Province of Nova Scotia through the Department of Advanced Education.</p>
<p>Step 5</p> 	<p>The Department of Advanced Education confirms there is allocation space available, generates the letter, and provides it to the designated learning institution.</p>
<p>Step 6</p> 	<p>The designated learning institution sends the provincial attestation letter to the student.</p>
<p>Step 7</p> 	<p>The student must submit a study permit application with the provincial attestation letter to IRCC prior to the provincial attestation letter expiry date.</p>

For more information on the provincial attestation letter, please see IRCC's [website](#).